

Airconditioning Comfort & Process Chillers

The new era of natural refrigerants

New Horizon

NH3

Standard line



Starting from 190 up to 1400 kW for air conditioning and from 100 up to 765 kW for process cooling



Beijer Ref Group

The Beijer Ref group, head-quartered in Malmö Sweden is one of the world's biggest distributors of HVAC&R technologies. The company's expansion strategy is twofold: to enlarge the geographical landscape and to harmonize the product portfolio and the production. The company intends to produce, as an OEM, at several locations around the world, and to sell the portfolio worldwide. The company is convinced and optimistic that the demand for the use of natural refrigerants will grow. Beijer Ref is therefore keen to enlarge its natural refrigerant portfolio. It is this desire to be at the forefront of new technology development that drives the company's expansion.

Beijer Ref is committed, determined and united in its future strategy. The company is a market leader on green solutions. It is in its culture and DNA to care about protecting the environment. As a Swedish company Beijer Ref defends these values within the industry.



Beijer Ref Support Center

Is a Beijer Ref company. Its head office in Oirschot, the Netherlands is known as the Beijer Ref Support Center. The Center was custom built to Beijer Ref's requirements and has a total space of 12500 square meters. It is a state of the art building that is equipped with the latest sustainable and energy efficient features for its; offices, warehouses and production facility.

As we can derive from the name, it is a support center for the Beijer Ref companies.

- The Beijer Ref Support Center, which utilizes the back office and the general warehouse for the Beijer Ref independent sales companies.
- SCM Ref production facility for the packaged units and racks.
- The Beijer Ref Academy which is focused on developing 'best practice' knowledge about our innovative technology's for ammonia and other natural refrigerant packaged units. Supporting our partners and customers with dedicated training programs.



SCM Ref BV

SCM Ref is the independent assembly facility for the Beijer Ref companies. Experienced in Industrial grade design and build quality. They are specialized in the design and building of ammonia packaged units and have supplied numerous custom made racks, which have been dispatched to Beijer Ref customers worldwide.

All our units are produced according our integrated quality system, with certified personnel for the application of the F-gas directives and PED type approval up to category IV. The units are CE compliant adhering to the Machinery, Pressure equipment, Low voltage, EMC and the Eco design directives.

Within our own test facilities, we can safely pressure test our units. We have a shielded room of 10 x 10 meters. The operations of that area are performed from a separate adjacent room, from which all equipment can be safely tested.

Our maximum building height is 10 meters. We can produce high cascade units in one piece. We are equipped with the most up to date equipment and tools for producing high standard units.


Our modern production facility has a central exhaust system for smoke and toxic gases. This is equipped with a high-efficiency flue gas filter. The warm air is not discharged outside but is purified and returned into the interior. This saves heating capacity. In summer, the cooled air is also returned to the interior in the same way again saving energy.





Key Benefits Chiller line:

- Standardized Industrial grade design and build quality
- Future safe Low charged natural ammonia (R717) refrigerant
- SCM Semi-hermetic sealed compressor and hermetic welded circuit
- Innovative technology and high efficiency performance
- Plug & Play installation and commissioning, low maintenance, service friendly



1. Key benefits of ammonia

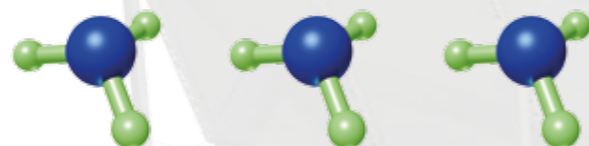
Natural ammonia is the key for future safe and sustainable air-conditioning and refrigeration.

- 1) Ammonia is environmentally compatible. It does not deplete the ozone layer and does not contribute to global warming.
- 2) Ammonia has superior thermodynamic qualities. Which result in ammonia refrigeration systems being the most efficient for comfort and process Chiller applications.
- 3) Ammonia's recognizable odor is its greatest safety asset. Most other natural hazardous refrigerants that have no odor, ammonia refrigeration has a proven safety record in part because leaks are unlikely to escape detection.

Safety aspect of ammonia

Ammonia fumes are toxic, Ammonia is relatively safe from explosion hazards and classified as low flammable gas (B2L).

SCM REF ammonia chiller line -with its high efficiency and built-in safety features- makes it unprecedently easy and safe to adopt ammonia chillers. However, handling ammonia does require training, and safety precautions, and you should always use trained staff for inspections and trusted refrigeration services for maintenance.



2. SCM Ref embraces natural refrigerants

Ammonia has been an ideal refrigerant for our industry because it is very energy-efficient, cost-effective and safe. Even better, it contributes to slowing down global warming effect because it has zero negative impact to environment and protect our common home, Earth.

There are two Chiller lines. Each for a specific application and always using glycol or another secondary coolant to deliver comfort and cooling to the process.

- 1) Comfort air conditioning for people in residential-, public service-, healthcare-, commercial-, sports-, office-, and other buildings.
- 2) Cooling at medium low temperature for all type of commercial or light industrial refrigeration processes.



The Chiller rack in combination with a bespoke air-cooled condenser and oil cooler can be installed outside on the roof, eliminating the need for an engine room. For an indoor application the Chiller is equipped with a water-cooled condenser integrated in one rack. However, both air cooled and water-cooled Chiller racks can be placed either indoor or outdoor. Well thought designed and robust quality ensures smooth operation in extreme weather conditions and environment.

| | | |
|---|---------------------------------------|----------------------------------|
| Standard Chiller line | Airconditioning comfort at +12 / +7°C | Medium temp process at -3 / -8°C |
| Air cooled condenser at +35°C ambient | 190 - 960 kW | 100 - 515 kW |
| Water cooled condenser at +30 / +35°C water | 300 - 1.385 kW | 165 - 765 kW |

- Deployable with a digital and analog setpoint shift to comply with wide application range.
- Air conditioning chiller set point shift allows water outlet temperature set between +4°C and +10°C.
 - Process chiller set point shift allows glycol outlet temperature set between -2°C and -11°C

Operating under varying load conditions the smart capacity control software manages the compressor slider control solenoid valves and frequency inverter to provide minimum energy consumption at optimal COP



3. Safety features

The chillers design is compact with a hermetically factory welded closed circuit. The leakage from shaft seal being eliminated completely by using semi-hermetic compressor.

Dedicated Siemens S7 software can regulate by itself without human intervene during normal situation. Multiple safety prevention mechanisms are already tested and built in to sustain operation in difficult situations and prevent damage in emergency. Such as the fail safe pump down function against blow-out of ammonia.

HP and LP pressure switches are installed as standard. Dual safety relief valves are welded on each pressure vessel. The optional safety relief valves are connected to one common relief pipe.

Ammonia detector and alarm are built into all chiller models and powered by independent supply. To help our customers comply with different local legislation, the detection level can be adjusted. The sensors are pre calibrated over the full range.

The temperature and humidity inside the electrical switch box is monitored and controlled to minimize the environmental influence and work in a wide temperature range from -5 up to 40°C and 85% relative humidity. For low temperature applications an additional heater is available as an option.



4. Maintenance features

SCM REF ammonia chillers are designed to be service friendly. The components are arranged in a well-thought-out way to make sure their accessibility.

All major components can be isolated by ball valves easily.

Each oil filter can be easily isolated and allow continuous operation during service. The connecting pipes where oil filters are installed, are designed to be short as possible.

A hand drain valve is installed at the bottom of evaporator for checking or draining oil.

For air cooled condensers, each fan is equipped with a service switch

5. Ammonia what else?

Why chose for natural refrigerants

Natural refrigerants, carbon dioxide, ammonia and hydrocarbons have been successfully used in different large air conditioning and refrigeration applications for many years. But with the exception of a few sectors, their market penetration has remained relatively low.

Today this is changing fast, the evolving legislative demands on the use of fluorinated refrigerants, the proactivity of influential end users and the reduction of technology costs are driving the wider use of natural refrigerants worldwide.

The SCM Ref standard Chillers can help open up ammonia to new areas of application including, for example, air conditioning for residential buildings and cold generation for large distribution centers and supermarkets.

NH₃ is the only refrigerant with zero ozone-depleting potential and zero global warming potential.

Our mascot 'The Whale'

Our aim to reduce the carbon footprint with our Innovative technology and high efficiency NH₃ Chillers is one step towards the solution. Another one is found in Nature's Solution to Climate Change. Whales absorb more carbon than rain forests and help produce half of the planet's oxygen supply. One whale is worth thousands of trees.

The Carbon sink

Whales accumulate carbon in their bodies during their long lives. When they die, they sink to the bottom of the ocean; each great whale sequesters 33 tons (30.000kg) of CO₂ on average, taking that carbon out of the atmosphere for centuries. A tree, meanwhile, absorbs only up to 48 pounds (20 kg) of CO₂ a year. This is only the beginning of the story.

The whale pump

Wherever whales, the largest living things on earth, are found, so are populations of some of the smallest, phytoplankton. It turns out that whales' waste products contain exactly the substances phytoplankton need to grow. Whales bring minerals up to the ocean surface through their vertical movement, called the "whale pump," and through their migration across oceans, called the "whale conveyor belt". Preliminary modelling and estimates indicate that this fertilizing activity adds significantly to phytoplankton growth in the areas whales frequent visit.

These microscopic creatures not only contribute at least 50 percent of all oxygen to our atmosphere, they do so by capturing about 37 billion metric tons of CO₂, an estimated 40 percent of all CO₂ produced. To put things in perspective, we calculate that this is equivalent to the amount of CO₂ captured by 1.70 trillion trees, four Amazon forests' worth. More phytoplankton means more carbon capture.

This information was taken from an article in the FINANCE & DEVELOPMENT Magazine, December 2019, 56, NO. 4 interview with Ralph Chami, Sena Ozzosun, Thomas Cosimano and Connel Fullenkamp.



6. Main Components

The units are plug and play prepared in the factory and easy to install and commission on site.

1

Cutting-edge semi-hermetic ammonia screw compressors with internal high efficiency permanent magnetic motor. The build is compact and there is no open-type shaft seal. This eliminates the risk on ammonia leakage and reduces the downtime significantly.

The standard Chiller racks also provides the option for an open-drive ammonia compressor. For details see the folder "SCM Ref Standard air conditioning & Process Chillers, Open type compressor".

2

The three-stage oil separator is exceptionally efficient through the complete range of capacities and discharge gas velocities, separating the discharged oil from the screw compressor and returning it to the compressor after cooling down. The minimum amount of oil entering the refrigerant circuit is returned through an automatic controlled bleeding system.

3

The horizontal or V-shaped layout air cooled condensers are equipped with EC axial fans and designed with integrated oil cooling loop. The Chiller rack is Plug & Play prepared for connection to the dedicated condenser frame by robust prefabricated piping including flange connections. Eliminating any welding activity on site.



6



4

SCM REF ammonia chillers are combined with air cooled or water-cooled condensers. Air cooled chiller includes two racks, which can be placed together outside or separately, chiller rack indoor and air-cooled condenser outdoor. The water-cooled chiller is installed as one compact rack. Outdoor positioned chillers are protected by strong industrial grade casings. They are designed to be weather proof, suitable for industrial and marine environments. Explosion-proof exhaust fans are provided as standard. Options for sound absorbing casing, internal mechanical cooling are available.

5

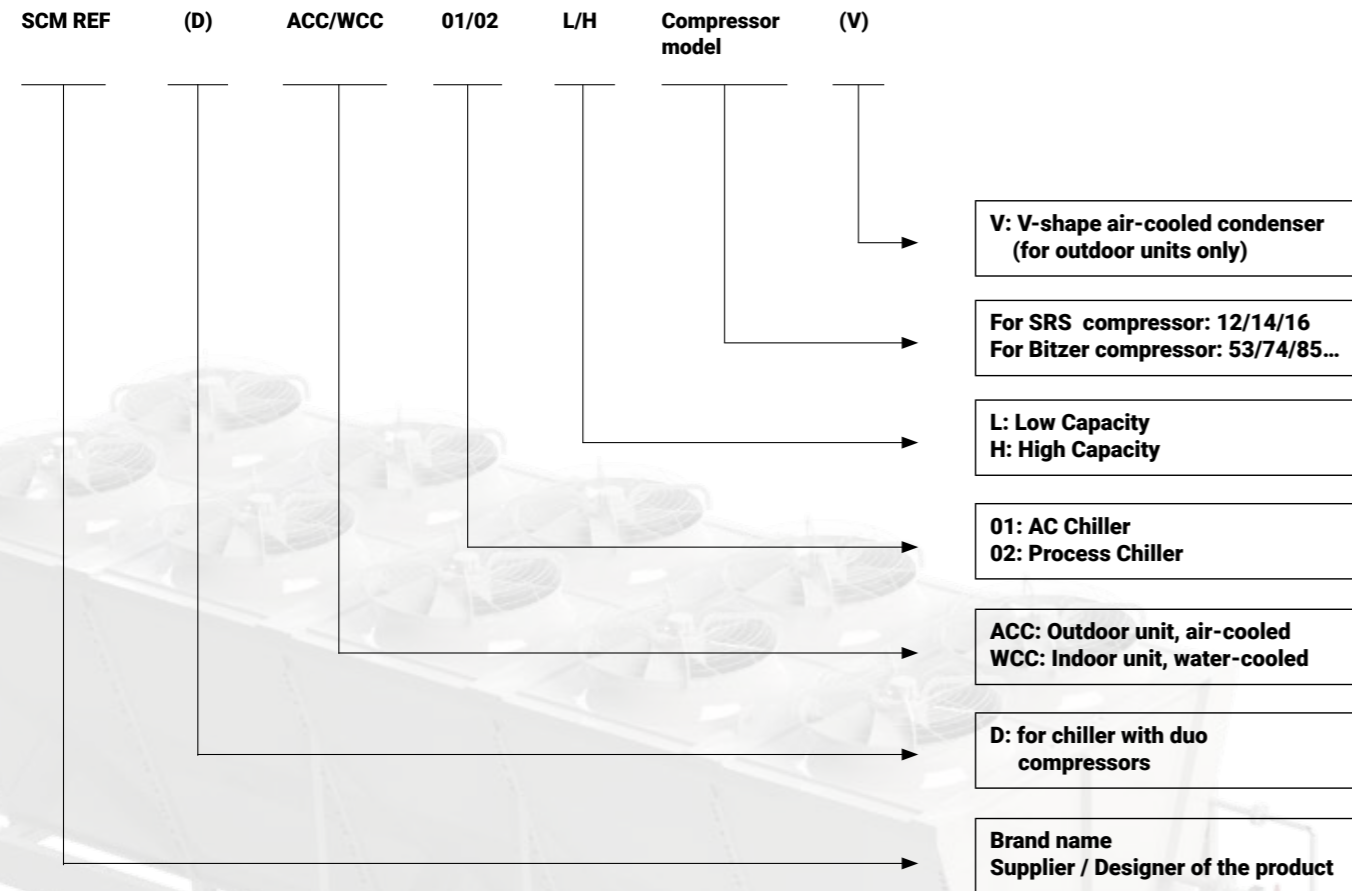
The compact and robust plate-in-shell heat exchangers are designed to be optimized for chiller application with stable thermal performance under different load conditions. Optional to configure for secondary constant and variable speed pumps. The patented plate profiles have been utilized for their proven high thermal performance.

6

The highly automated control system has many safety mechanism embedded, which work in harmony with an SMC SCM Ref developed chiller control software. The flow diagram and functions are clearly displayed on a full color 7" LCD touchscreen. The sophisticated control scheme has been developed by engineers with many years of field experience to prevent many possible issues. We make these chillers to be safe and easy to use. A router suitable for wired, Wi-Fi or 4G internet connection is integrated.

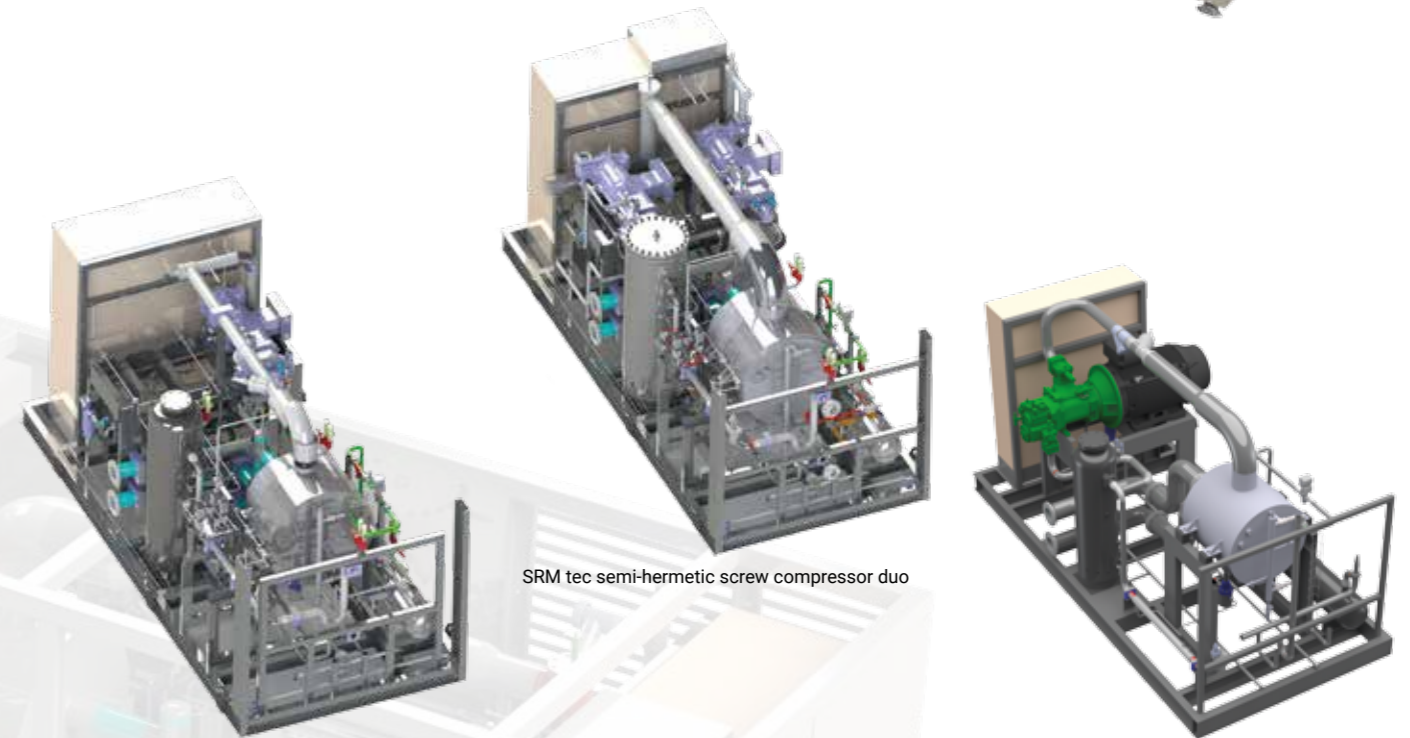
7. Chiller categorization:

Naming System:



- Application:** AC comfort chiller and medium temperature process cooling.
- Option 1:** Winter package for extreme low ambient temperature.
 - Option 2:** Weather casing with mechanical ventilation. ATEX fans.
 - Option 3:** Closed casing with sound-proof panel, mechanical cooling and NH₃ blow out. ventilation. ATEX fans.
 - Option 4:** General exhaust pipe connecting all relief valves to the outside of casing.
 - Option 5:** Liquid injection for oil temperature protection.
 - Option 6:** 3-way regulating valve at water inlet connection for head pressure control of water-cooled condenser.
 - Option 7:** Hybrid air-cooled condenser/dry cooler are available for air-cooled/water-cooled chillers. Please contact SCM Ref for details.
 - Option 8:** Adaption to NH₃ CO₂ application on request.

8. 3D modelling



SRM tec semi-hermetic screw compressor single

SRM tec semi-hermetic screw compressor duo

Bitzer open screw compressor

8.a. Technical data

Airconditioning comfort Chiller with air-cooled condensor

| Electric & Performances | | | | | | |
|-------------------------|--|-----------------|---------------|---|-------------|----------|
| Application | Air conditioning comfort Chiller | | | With air cooled Condenser | | |
| | Water-MEG mixture 15% ^{*(1)} inlet / outlet +12°C / +7°C | | | Air cooled @ Ambient Max.+43°C / +45°C | | |
| Description Chiller | | Electrical data | | Performance data ^{*(2)} | Chiller | |
| Model ^{*(3)} | Compressor | Speed | Fuse size (A) | Qo. (kW) | Flow (m³/h) | Δp (KPa) |
| ACC 01 L12 | Single | Low | 250 | 190 | 32,5 | 15 |
| ACC 01 H12 | Single | High | 400 | 319 | 54,5 | 15 |
| ACC 01 L14 | Single | Low | 400 | 285 | 48,7 | 15 |
| ACC 01 H14 V | Single | High | 500 | 478 | 81,8 | 15 |
| D ACC 01 L12 V | Duo | Low | 500 | 379 | 64,9 | 31 |
| D ACC 01 H12 V | Duo | High | 500 | 637 | 109,1 | 32 |
| D ACC 01 L14 V | Duo | Low | 800 | 569 | 97,4 | 32 |
| D ACC 01 H14 V | Duo | High | 800 | 956 | 163,6 | 32 |

^{*(1)} Advised to use Water Ethylene Glycol mixture for protection against frost (-3,5°C). Also suitable for other coolant fluids s.a. CaCl2, ammonia-water and other industrial brines.

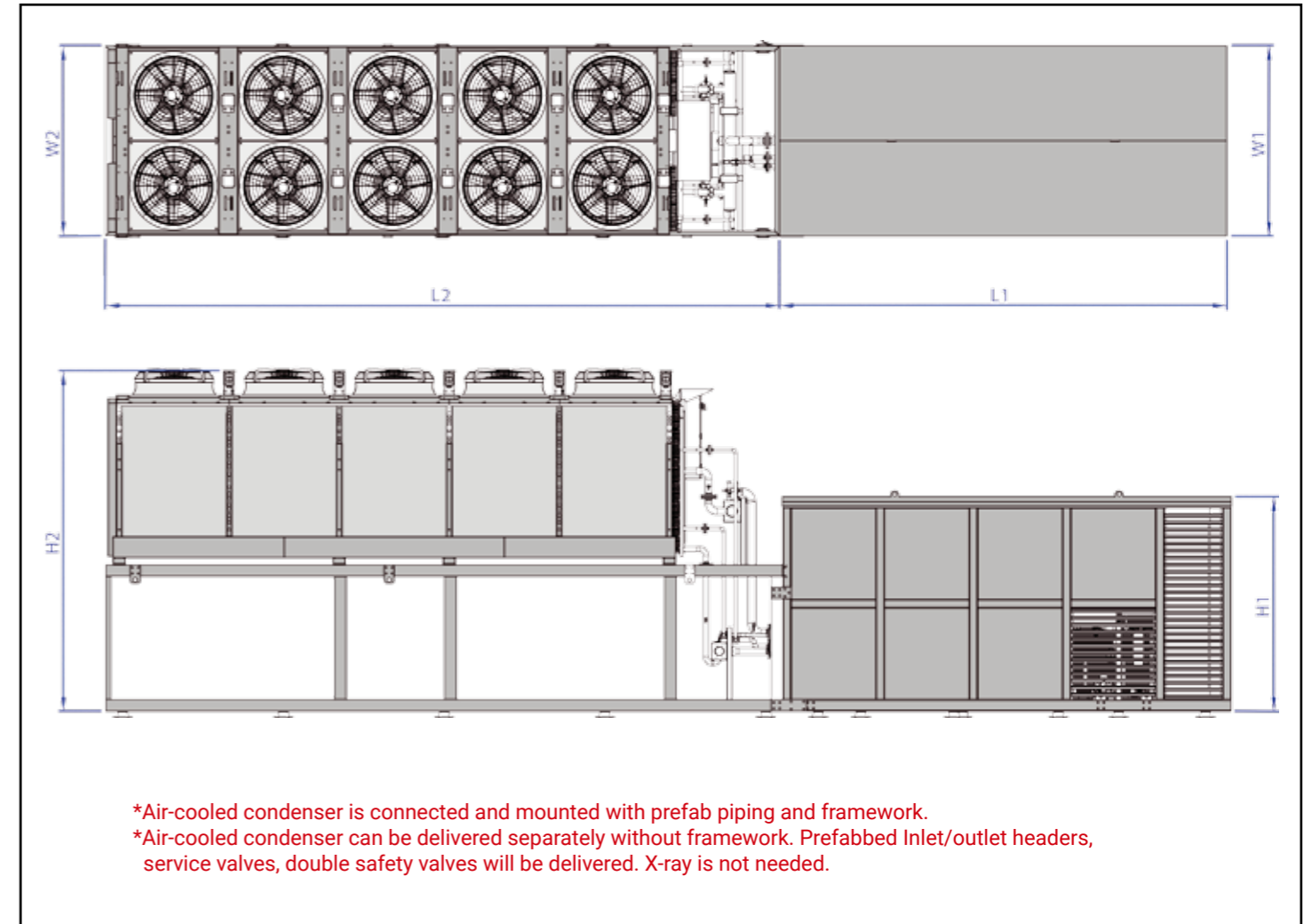
^{*(2)} Cooling capacity at nominal saturated evaporation and condensing temperatures +4/+45°C. (R717). Performances are based on compressor manufacturer data that comply with EN12900 standard. See the chiller envelope for the full temperature range application.

^{*(3)} For Semi Hermetic type compressor SRM tec screw. Single versions also available with open type compressor Bitzer screw.

- Digital and analog setpoint shift available to comply with wide application range.
- AC chiller set point shift allows water/glycol outlet temperature set between +4°C and +10°C.
- Power supply 380/400V-3-50 Hz. Cabinet includes isolated transformer. No neutral leader required

| Dimensions and Weight | | | | | | | | |
|-----------------------|----------------------------------|------------|-------------|-------------|---------------------------|------------|-------------|-------------|
| Application | Air conditioning comfort Chiller | | | | With air cooled condenser | | | |
| Description Chiller | Length (mm) | Width (mm) | Height (mm) | Weight (kg) | Length (mm) | Width (mm) | Height (mm) | Weight (kg) |
| Model ^{*(3)} | L1 | W1 | H1 | M1 | L2 | W2 | H2 | M2 |
| ACC 01 L12 | 5300 | 2250 | 2615 | 4347 | 6000 | 2250 | 2835 | 930 |
| ACC 01 H12 | 5300 | 2250 | 2615 | 4378 | 8000 | 2250 | 2835 | 1790 |
| ACC 01 L14 | 5300 | 2250 | 2615 | 4551 | 8000 | 2250 | 2835 | 1370 |
| ACC 01 H14 V | 5300 | 2250 | 2615 | 4707 | 8000 | 2250 | 4115 | 3200 |
| D ACC 01 L12 V | 5300 | 2250 | 2615 | 5442 | 8000 | 2250 | 4115 | 3400 |
| D ACC 01 H12 V | 5300 | 2250 | 2615 | 5690 | 12000 | 2250 | 4115 | 4480 |
| D ACC 01 L14 V | 5300 | 2250 | 2615 | 5943 | 12000 | 2250 | 4115 | 3840 |
| D ACC 01 H14 V | 5300 | 2250 | 2615 | 6070 | 12000 | 2250 | 4115 | 5120 |

- Dimensions in the table above are with casing included. The top cover is demountable to fit into a container.
- Orders with casings will be delivered with absorption dampers dismounted.



8.b. Technical data

Airconditioning comfort Chiller with water-cooled condenser

| Electric & Performances | | | | | | | |
|-------------------------|------------|--|------------------|---------------------------------------|---|-------------|-----------------|
| Application | | Air conditioning comfort Chiller | | | With water cooled condenser | | |
| | | Water-MEG mixture 15% ^{*(1)} inlet / outlet +12 / +7°C | | | Water-MEG mixture 35% ^{*(1)} inlet / outlet +30/+35°C | | |
| Description Chiller | | Electrical data | | Performan- ce data ^{*(2)} | Chiller | | Condenser |
| Model ^{*(3)} | Compressor | Speed | Fuse size (A) | Qo. (kW) | Flow (m³/h) | Δp (kPa) | Qc nom. (kW) |
| WCC 01 L14 | Single | Low | 400 | 304 | 52,0 | 15 | 334 |
| WCC 01 H14 | Single | High | 400 | 510 | 87,3 | 15 | 561 |
| WCC 01 L16 | Single | Low | 400 | 412 | 70,5 | 15 | 456 |
| WCC 01 H16 | Single | High | 400 | 693 | 118,6 | 33 | 776 |
| D WCC 01 L14 | Duo | Low | 800 | 607 | 103,9 | 33 | 667 |
| D WCC 01 H14 | Duo | High | 800 | 1020 | 174,5 | 33 | 1122 |
| D WCC 01 L16 | Duo | Low | 800 | 825 | 141,0 | 33 | 911 |
| D WCC 01 H16 | Duo | High | 800 | 1385 | 237,2 | 33 | 1551 |

^{*(1)} Advised to use Water Ethylene Glycol mixture for protection against frost (-3,5°C)
Also suitable for other coolant fluids s.a. CaCl₂, ammonia-water and other industrial brines.

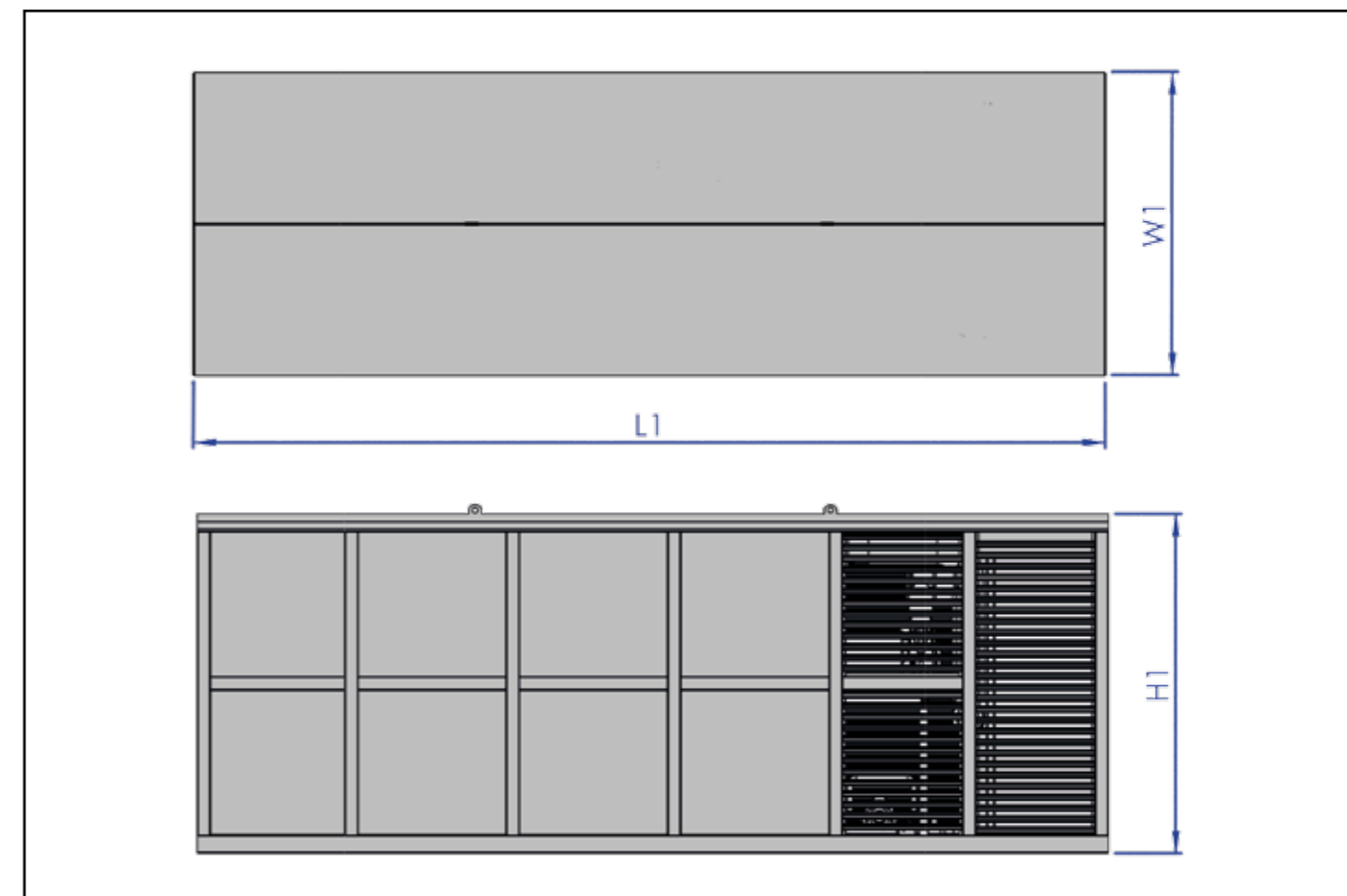
^{*(2)} Cooling capacity at nominal saturated evaporation and condensing temperatures +4/+38°C. (R717).
Performances are based on compressor manufacturer data that comply with EN12900 standard.
See the chiller envelope for the full temperature range application.

^{*(3)} For Semi Hermetic type compressor SRM tec screw.
Single versions also available with open type compressor Bitzer screw.

- Digital and analog setpoint shift available to comply with wide application range.
- AC chiller set point shift allows water/glycol outlet temperature set between +4°C and +10°C.

| Dimensions and Weight | | | | |
|-----------------------|----------------|----------------------------------|----------------|----------------|
| Application | | Air conditioning comfort Chiller | | |
| Description Chiller | Length (mm) | Width (mm) | Height (mm) | Weight (kg) |
| Model ^{*(3)} | L1 | W1 | H1 | M1 |
| WCC 01 L14 | 7150 | 2250 | 2615 | 5515 |
| WCC 01 H14 | 7150 | 2250 | 2615 | 5778 |
| WCC 01 L16 | 7150 | 2250 | 2615 | 5818 |
| WCC 01 H16 | 7150 | 2250 | 2615 | 6127 |
| D WCC 01 L14 | 7150 | 2250 | 2615 | 7064 |
| D WCC 01 H14 | 7150 | 2250 | 2615 | 8409 |
| D WCC 01 L16 | 7150 | 2250 | 2615 | 8693 |
| D WCC 01 H16 | 7150 | 2250 | 2615 | 9198 |

- Dimensions in the table above are with casing included. The top cover is demountable to fit into a container.
- Orders with casings will be delivered with absorption dampers dismounted.



8.C. Technical data Proces Chiller with air-cooled condenser

| Electric & Performances | | | | | | |
|-------------------------|---|-------|-----------------|---|-------------|----------|
| Application | Process Chiller | | | With air cooled condenser | | |
| | Water-MEG mixture 35% ^{*(1)} inlet / outlet -3°C / -8°C | | | Air cooled @ Ambient Max.+43°C / +45°C | | |
| Description Chiller | | | Electrical data | Performance data ^{*(2)} | Chiller | |
| Model ^{*(3)} | compressor | Speed | Fuse size (A) | Qo (kW) | Flow (m³/h) | Δp (KPa) |
| ACC 02 L12 | Single | Low | 250 | 103 | 20,0 | 9 |
| ACC 02 H12 | Single | High | 250 | 173 | 33,5 | 9 |
| ACC 02 L14 | Single | Low | 400 | 153 | 29,7 | 9 |
| ACC 02 H14 V | Single | High | 500 | 257 | 49,8 | 9 |
| D ACC 02 L12 V | Duo | Low | 400 | 206 | 39,9 | 9 |
| D ACC 02 H12 V | Duo | High | 500 | 346 | 67,1 | 9 |
| D ACC 02 L14 V | Duo | Low | 800 | 306 | 59,3 | 9 |
| D ACC 02 H14 V | Duo | High | 800 | 514 | 99,7 | 29 |

^{*(1)} Mandatory to use Water Ethylene Glycol mixture for protection against frost. Also suitable for other coolant fluids s.a. CaCl₂, ammonia-water and other industrial brines.

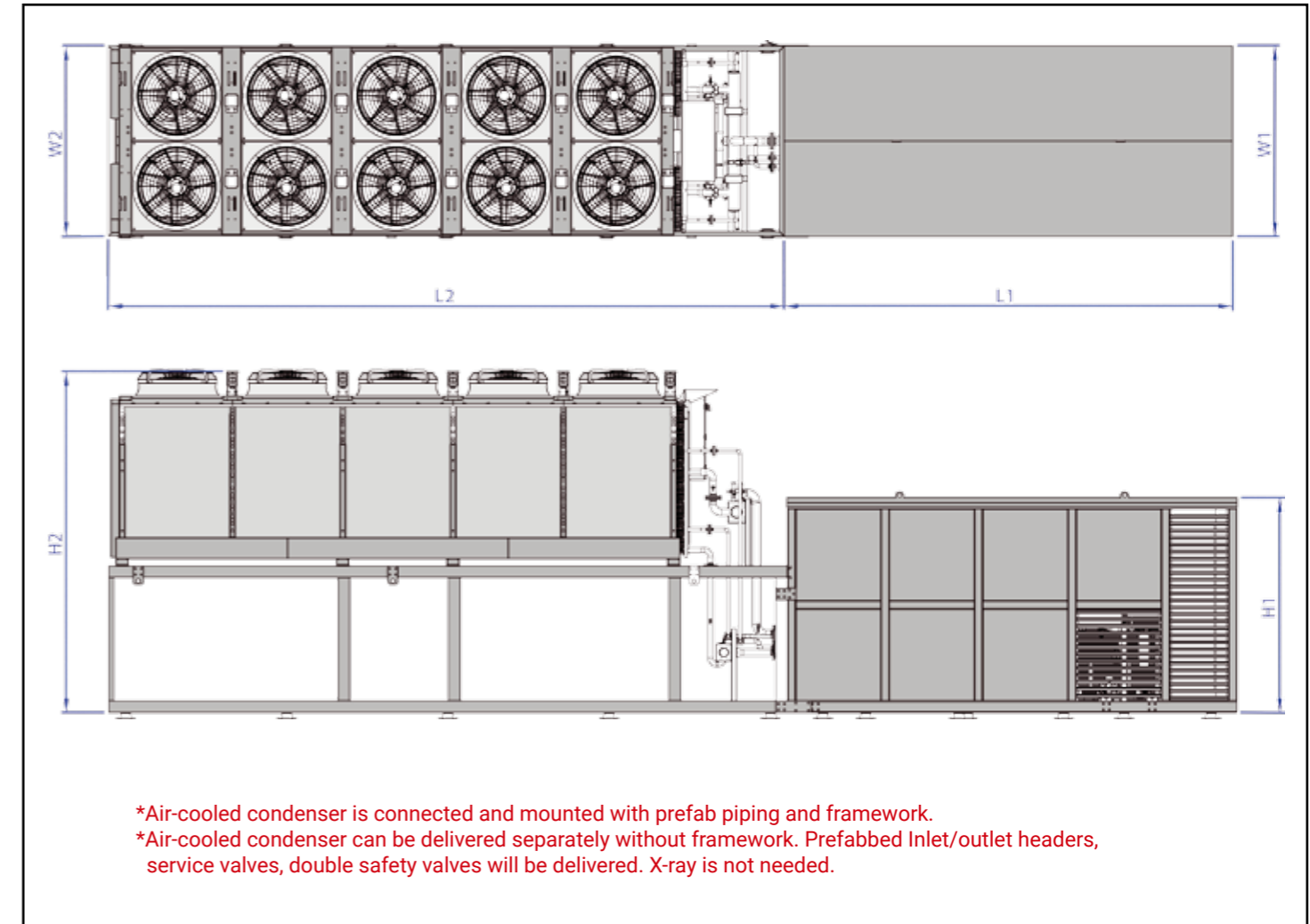
^{*(2)} Cooling capacity at nominal saturated evaporation and condensing temperatures -11°C/+45°C. (R717). Performances are based on compressor manufacturer data that comply with EN12900 standard See the chiller envelope for the full temperature range application.

^{*(3)} For Semi Hermetic type compressor SRM tec screw. Single versions also available with open type compressor Bitzer screw.

- Digital and analog setpoint shift available to comply with wide application range.
- Process chiller set point shift allows glycol outlet temperature set between -2°C and -11°C.
- Power supply 380/400V-3-50 Hz. Cabinet includes isolated transformer. No neutral leader required.

| Dimensions and Weight | | | | | | | | |
|-----------------------|----------------------|------------|-------------|-------------|---------------------------|------------|-------------|-------------|
| Application | Process Chiller unit | | | | With air cooled condenser | | | |
| Description Chiller | Length (mm) | Width (mm) | Height (mm) | Weight (kg) | Length (mm) | Width (mm) | Height (mm) | Weight (kg) |
| Model ^{*(3)} | L1 | W1 | H1 | M1 | L2 | W2 | H2 | M2 |
| ACC 02 L12 | 5300 | 2250 | 2615 | 4264 | 6000 | 2250 | 2835 | 930 |
| ACC 02 H12 | 5300 | 2250 | 2615 | 4357 | 8000 | 2250 | 2835 | 1370 |
| ACC 02 L14 | 5300 | 2250 | 2615 | 4506 | 8000 | 2250 | 2835 | 1370 |
| ACC 02 H14 | 5300 | 2250 | 2615 | 4551 | 8000 | 2250 | 2835 | 1790 |
| D ACC 02 L12 | 5300 | 2250 | 2615 | 5411 | 8000 | 2250 | 2835 | 1790 |
| D ACC 02 H12 | 5300 | 2250 | 2615 | 5580 | 12000 | 2250 | 2835 | 2210 |
| D ACC 02 L14 | 5300 | 2250 | 2615 | 5925 | 12000 | 2250 | 2835 | 2210 |
| D ACC 02 H14 V | 5300 | 2250 | 2615 | 6001 | 8000 | 2250 | 4115 | 3840 |

- Dimensions in the table above are with casing included. The top cover is demountable to fit into a container.
- Orders with casings will be delivered with absorption dampers dismounted.



8.D. Technical data Proces Chiller with water-cooled condenser

| Electric & Performances | | | | | | | |
|-------------------------|---|-------|-----------------|---|-------------|----------|--------------|
| Application | Process Chiller | | | With water cooled condenser | | | |
| | Water-MEG mixture 35% ^{*(1)} inlet / outlet -3°C / -8°C | | | Water-MEG mixture 35% ^{*(1)} inlet / outlet +30°C / +35°C | | | |
| Description Chiller | | | Electrical data | Performance data ^{*(2)} | Chiller | | Condenser |
| Model ^{*(3)} | Compressor | Speed | Fuse size (A) | Qo (kW) | Flow (m³/h) | Δp (KPa) | Qc nom. (kW) |
| WCC 02 L14 | Single | Low | 400 | 166 | 32,2 | 9 | 185 |
| WCC 02 H14 | Single | High | 400 | 278 | 53,9 | 9 | 317 |
| WCC 02 L16 | Single | Low | 400 | 228 | 44,2 | 9 | 256 |
| WCC 02 H16 | Single | High | 400 | 382 | 74,1 | 29 | 436 |
| D WCC 02 L14 | Duo | Low | 800 | 331 | 64,2 | 29 | 370 |
| D WCC 02 H14 | Duo | High | 800 | 556 | 107,8 | 29 | 634 |
| D WCC 02 L16 | Duo | Low | 800 | 455 | 88,4 | 29 | 512 |
| D WCC 02 H16 | Duo | High | 800 | 765 | 148,2 | 29 | 872 |

^{*(1)} Mandatory to use Water Ethylene Glycol mixture for protection against frost. Also suitable for other coolant fluids s.a. CaCl₂, ammonia-water and other industrial brines.

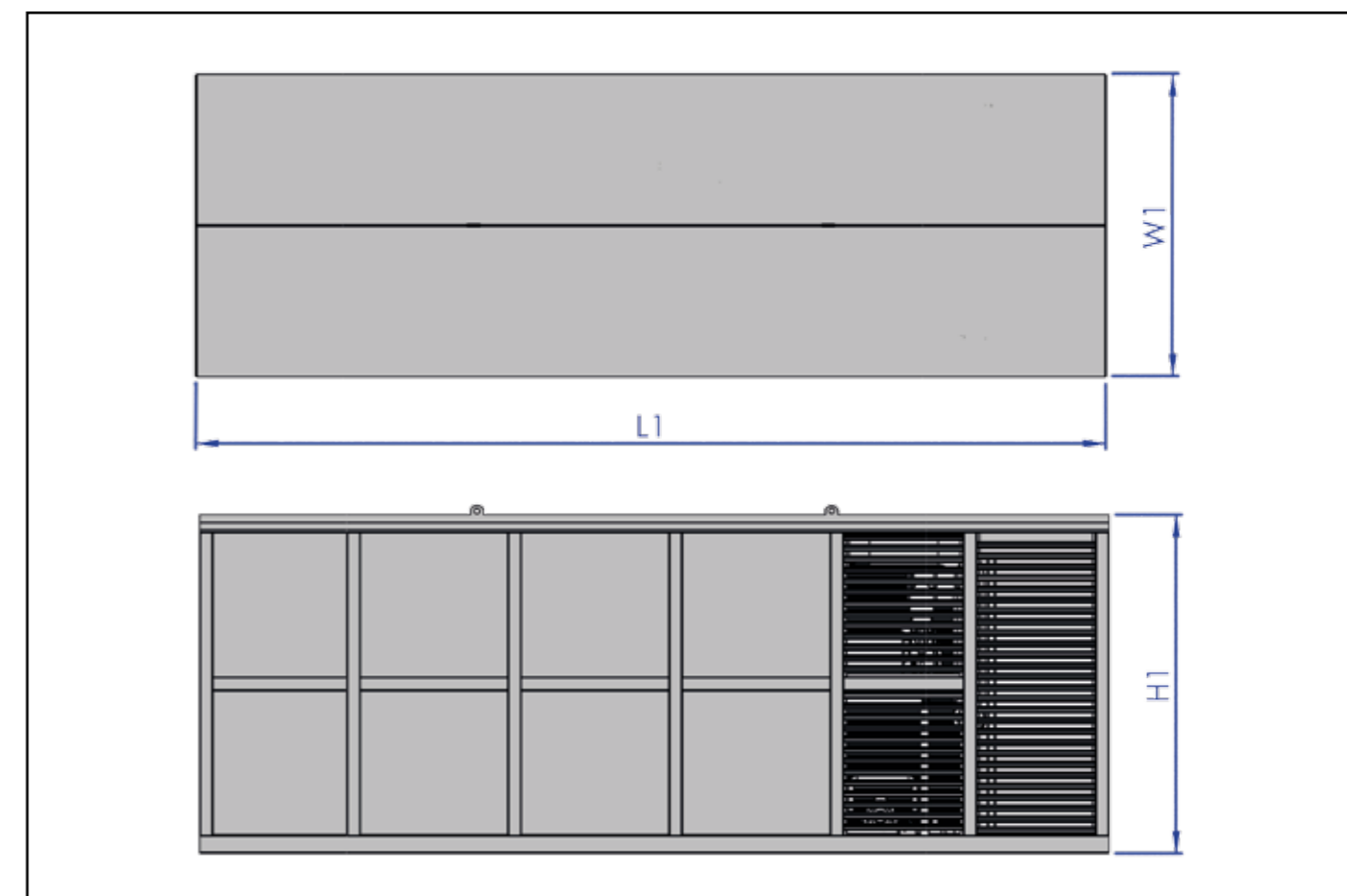
^{*(2)} Cooling capacity at nominal saturated evaporation and condensing temperatures -11°C / +38°C. (R717). Performances are based on compressor manufacturer data that comply with EN12900 standard. See the chiller envelope for the full temperature range application.

^{*(3)} For Semi Hermetic type compressor SRM tec screw. Single versions also available with open type compressor Bitzer screw.

- Digital and analog setpoint shift available to comply with wide application range.
- Process chiller set point shift allows brine outlet temperature set between -2°C and -11°C.

| Dimensions and Weight | | | | |
|-----------------------|-----------------|------------|-------------|-------------|
| Application | Process Chiller | | | |
| Description Chiller | Length (mm) | Width (mm) | Height (mm) | Weight (kg) |
| Model ^{*(3)} | L1 | W1 | H1 | M1 |
| WCC 02 L14 | 7150 | 2250 | 2615 | 5467 |
| WCC 02 H14 | 7150 | 2250 | 2615 | 5581 |
| WCC 02 L16 | 7150 | 2250 | 2615 | 5757 |
| WCC 02 H16 | 7150 | 2250 | 2615 | 6016 |
| D WCC 02 L14 | 7150 | 2250 | 2615 | 7013 |
| D WCC 02 H14 | 7150 | 2250 | 2615 | 7235 |
| D WCC 02 L16 | 7150 | 2250 | 2615 | 7573 |
| D WCC 02 H16 | 7150 | 2250 | 2615 | 7802 |

- Dimensions in the table above are with casing included. The top cover is demountable to fit into a container.
- Orders with casings will be delivered with absorption dampers dismounted.





SCM REF

SCM Ref BV

Beijer Ref Support Center
Westfields 1210, 5688 HA Oirschot
P.o. box: 100, 5688 ZJ Oirschot

Production/Assembly: production@scmref.nl
Tel: +31 088 122 09 10

R&D/Requests: oem@scmref.nl
Tel: +31 088 122 09 20

All values, dimensions, models and images are subject to change. No rights can be derived. Copyright (all rights reserved).

